

CARLOW CONCRETE TANKS

DRAWING TITLE:
 FULL RETENTION RANGE
 CP50FR (2) 3500 GALLON (31.8m3)
 NG 50 FILTER
 GENERAL LAYOUT

Drawn By: T. Armstrong

Date: 01/12/08

Revision: A (18/12/09)

UNIT REF CODE	MAX FLOW RATE (l/s)	DRAINAGE AREA (m ²)	NOMINAL OIL STORAGE (L)	SILT STORAGE CAPACITY (L)	INLET INVERT TO BASE (mm)	STANDARD PIPE SIZE O.D. (mm)
CP50FR	50.0	2,775	500	5,000	2,400	315 Dia

STANDARD DESIGN LOADS:

LID:

IMPOSED LOAD: 10 kN/m² UDL OR 5,850 kg WHEEL LOAD
 DEAD LOAD: UP TO 1m OVERBURDEN

HEAVY DUTY OR CUSTOM LIDS CAN BE MANUFACTURED FOR MORE ONEROUS APPLICATIONS.

TANK:

IMPOSED SURCHARGE: 10 kN/m² UDL (HA LOADING EQUIVALENT TO BS 5400-2)

NOTE: VERY LARGE POINT LOADS SUCH AS THOSE FROM CRANE OUTRIGGERS SHOULD BE AVOIDED IN THE IMMEDIATE VICINITY OF THE TANK

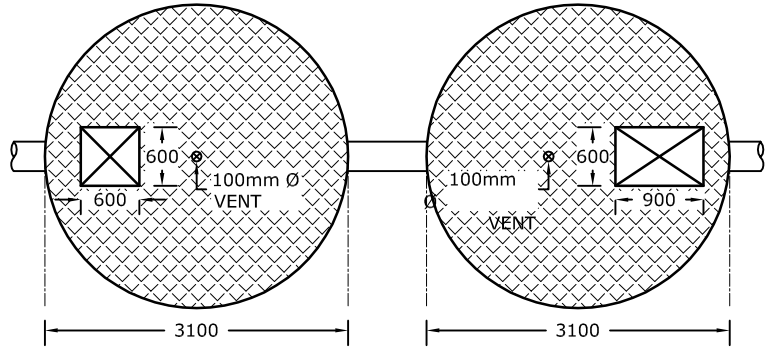
STANDARD ACCESS OPENING SIZE:

- 600mm x 600mm

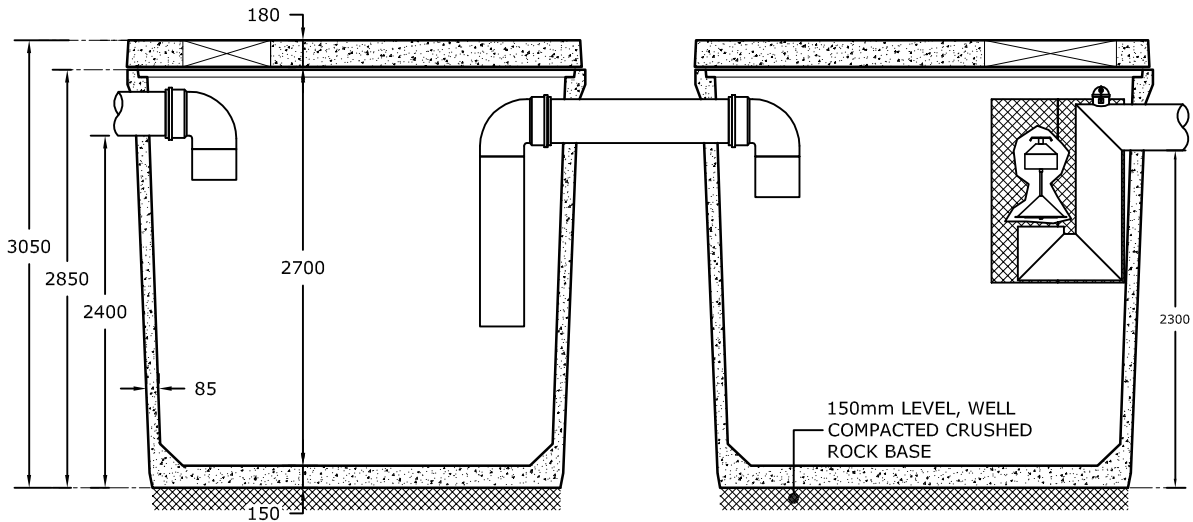
NON STANDARD SIZES ARE AVAILABLE ON REQUEST

STANDARD UNIT WEIGHTS (x 2):

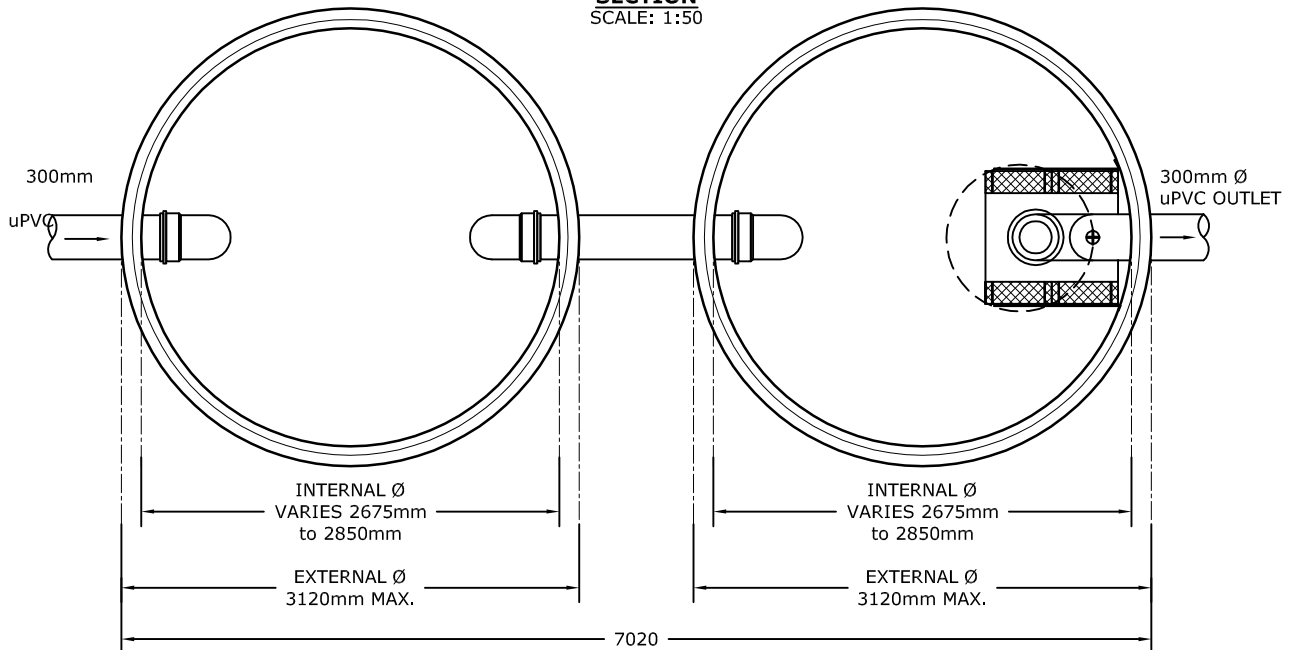
- TANK: 6.9 tonnes
 - COVER SLAB: 3.5 tonnes



ROOF PLAN
SCALE: 1:75



SECTION
SCALE: 1:50



PLAN VIEW
SCALE: 1:50